

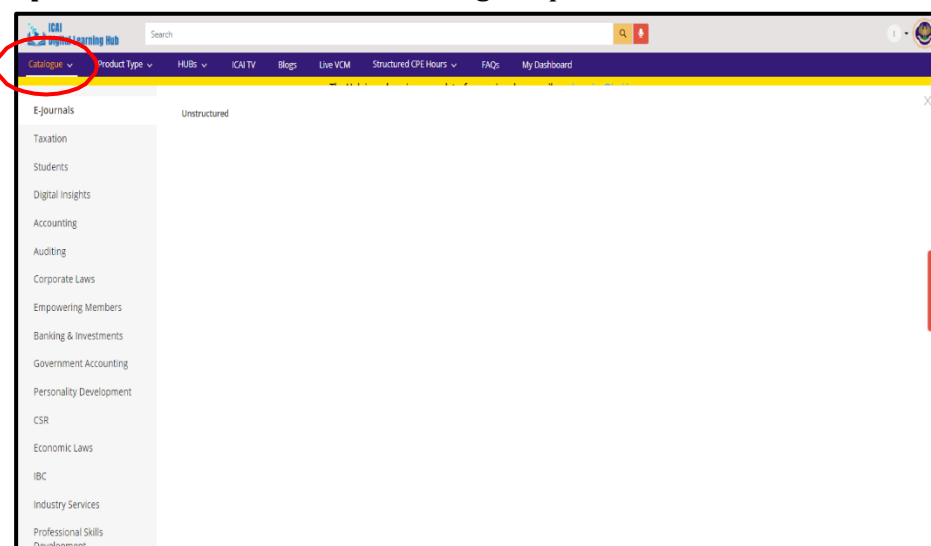
- **How to purchase a course on DLH?**
 - **I have added the course to my cart, and proceeded but Pay Now option is disabled, how to pay?**
 - **Can we purchase multiple courses at the same time?**
 - **I am unable to purchase the product, as it shows “Product not suitable for your profile”**
-
- **How to purchase a course on DLH?**

To purchase a product/course on the ICAI Digital Learning Platform, the following steps are to be followed,

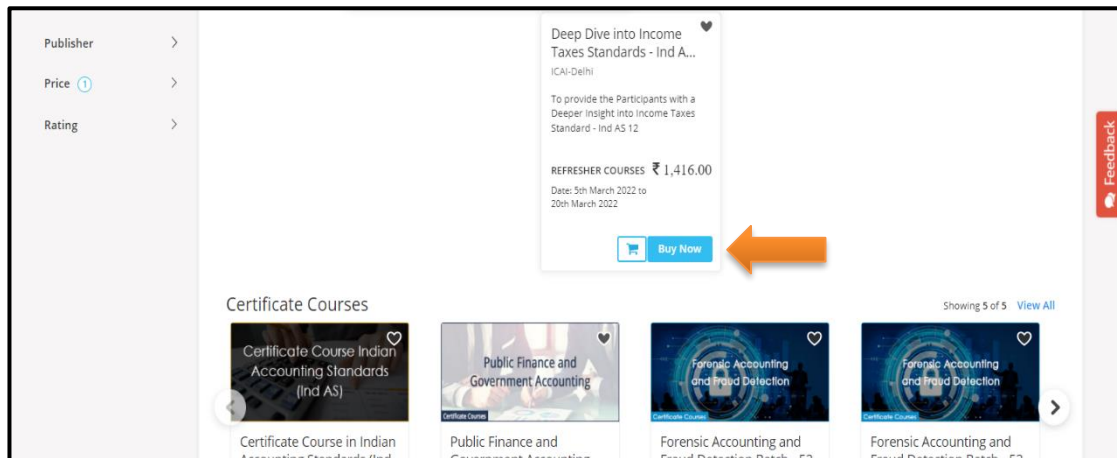
Step1: To enroll for a course on the Digital Learning Hub, the member will open the <https://learning.icai.org/iDH/icai/> URL.



Step 2: Member clicks on the Catalogue option to see the various Products available.



Step 3: After searching for the desired product, the member will then click on the “Buy Now” option to purchase the product(s).



Step 4: Learner enters his/her SSP credentials to be able to enroll for the course(s)

✕

Login to your account

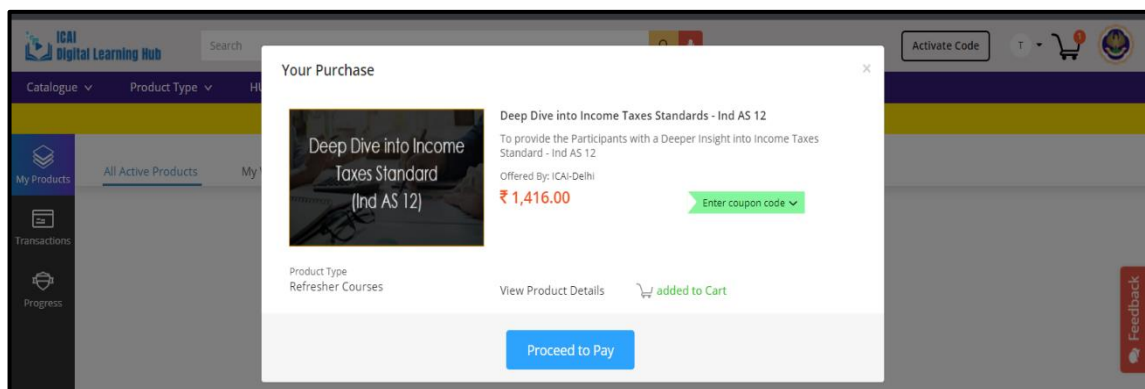
Remember Me

Login

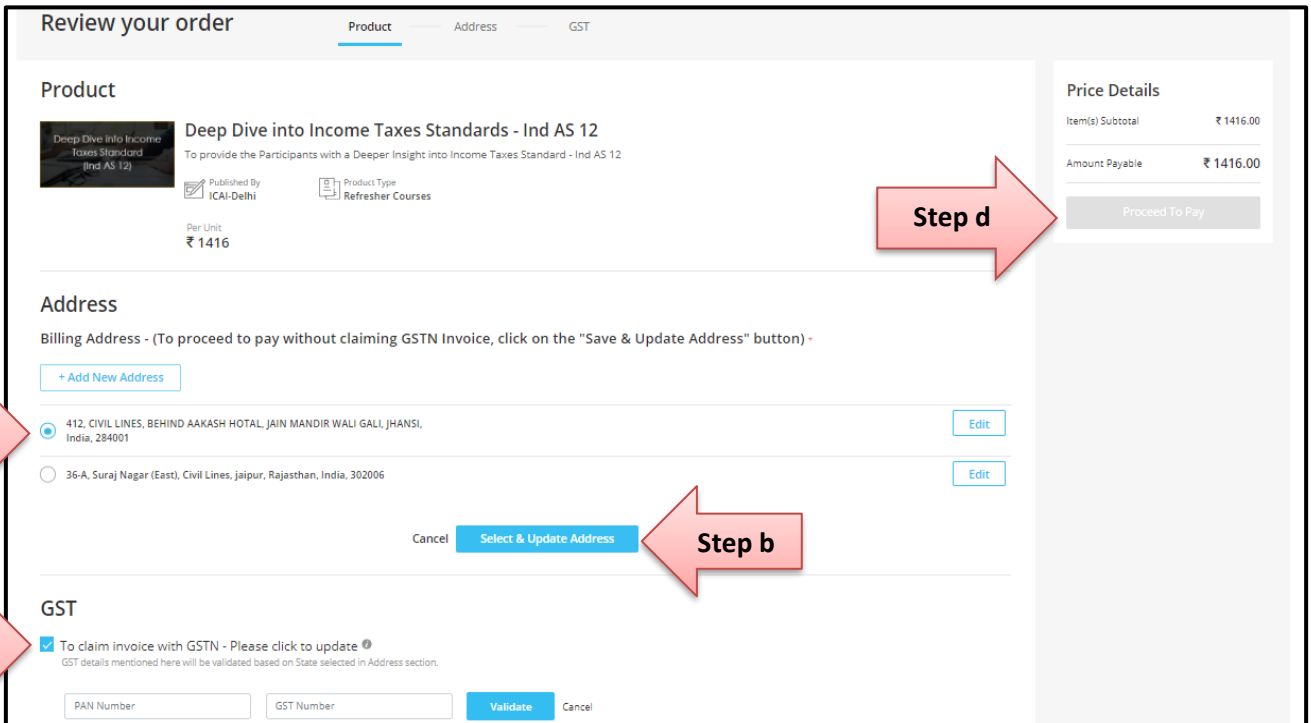
Reset your password from SSP Portal only.

ICAI Digital Learning Hub?

Step 5: Member can view the Product details as shown below and click on the “Proceed to Pay” button to proceed for the payment.



Step 6: On Clicking Proceed to Pay, the learner will be taken to the following screen, for which the learner needs to follow the below given steps to complete the Payment Process.



Review your order Product Address GST

Product

Deep Dive into Income Taxes Standards - Ind AS 12
To provide the Participants with a Deeper Insight into Income Taxes Standard - Ind AS 12

Published By: ICAI-Delhi Product Type: Refresher Courses

Per Unit: ₹ 1416

Price Details

Item(s) Subtotal	₹ 1416.00
Amount Payable	₹ 1416.00

[Proceed To Pay](#)

Address

Billing Address - (To proceed to pay without claiming GSTN Invoice, click on the "Save & Update Address" button) -

[+ Add New Address](#)

- 412, CIVIL LINES, BEHIND AAKASH HOTEL, JAIN MANDIR WALI GALI, JHANSI, India, 284001 [Edit](#)
- 36-A, Suraj Nagar (East), Civil Lines, Jaipur, Rajasthan, India, 302006 [Edit](#)

[Cancel](#) [Select & Update Address](#)

GST

To claim invoice with GSTN - Please click to update [ⓘ]
GST details mentioned here will be validated based on State selected in Address section.

 [Validate](#) [Cancel](#)

Step a: Select their desired billing address

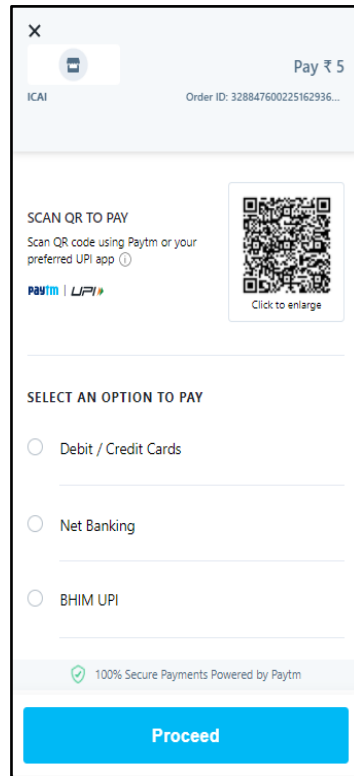
Step b: Click on the "Select & Update Address" button.

Step c: If they want to claim the GSTN invoice, then they may click on the check box and fill the GST & PAN details and click on the validate button.

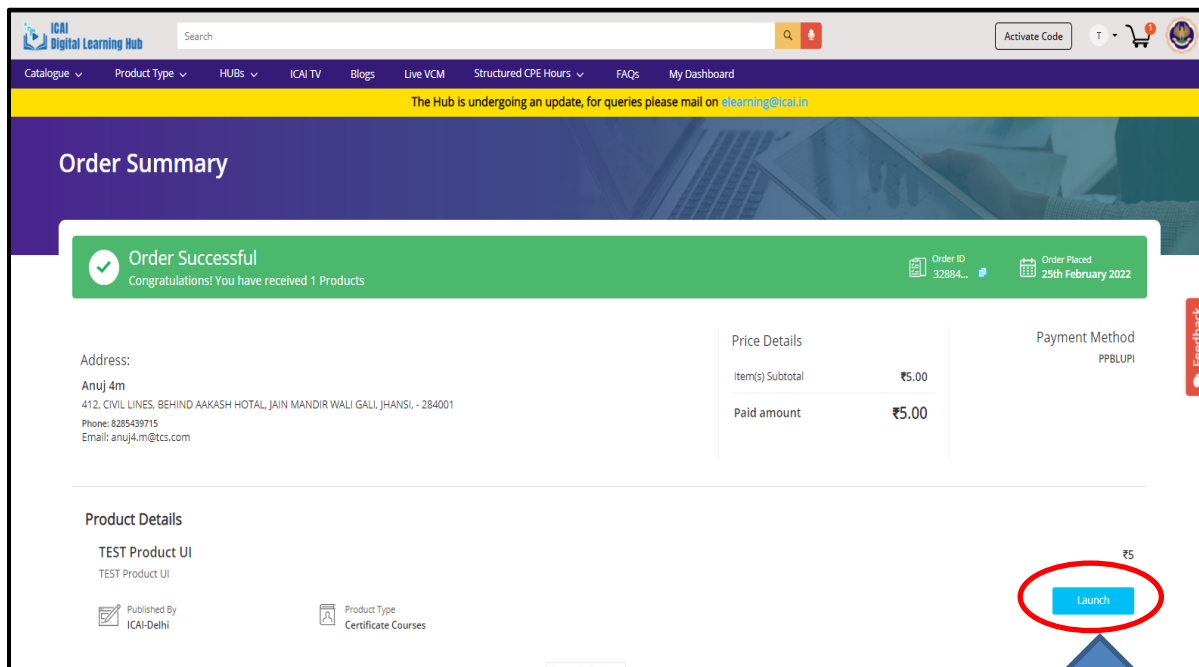
Kindly note, if GSTN not to be claimed then the check box be left unchecked and proceed for payment.

Step d: Now, click on Proceed to Pay (Kindly note the Proceed to Pay will get activated once the Step 2 and Step 3 is done)

Step 7: Learners can complete the payment process by selecting anyone of the Payment Modes.



Step 8: Member can then view the Order Summary of the Product(s) purchased and click on the Launch button to launch the course,



- I have clicked on the Address but Proceed to Payment option is disabled, how to pay?

The Address needs to be selected and then the Select and Update Address button has to be clicked to save the address even though the address is not changed. Once done, only then the proceed to payment button will get activated.

- Can we purchase multiple courses at the same time?

Yes, members can add multiple products to their cart. All the purchased products will appear under dashboard.

- I am unable to purchase the product, as it shows “Product not suitable for your profile”

When a learner encounters this error, then probably learner is a student for whom access to that course is not allowed.

