

- [Do I need a Web camera?](#)
- [Do I need to upload my photo in SSP portal?](#)
- [How to upload my photo in SSP portal?](#)
- [How Do I register my Face in DLH portal?](#)
- [How long will it take for face registration approval?](#)

- Do I need a Web camera?

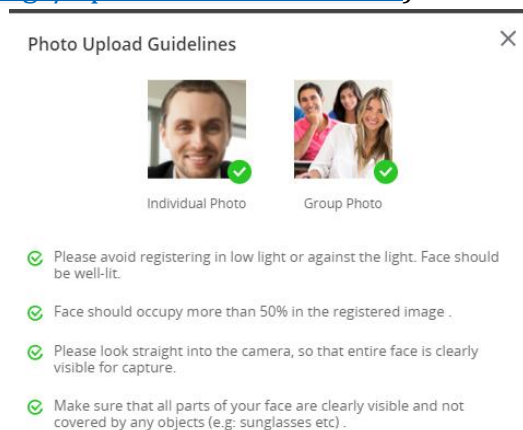
Yes, you need an active web camera for registering the face.

- Do I need to upload my photo in SSP portal?

Yes, you need to upload your photo in SSP portal

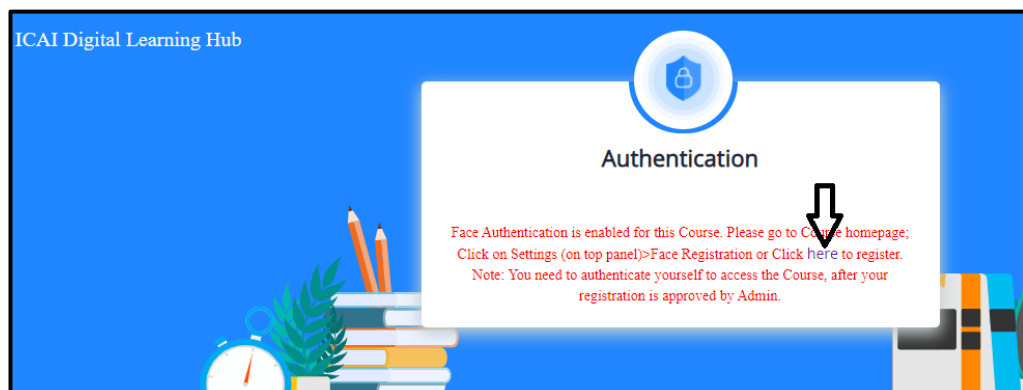
- How to upload my photo in SSP portal?

Every Participant must ensure that they have their photo on their SSP dashboard (<https://eservices.icai.org/>). To upload your photo use the profile Edit form. ([User Manual for Profile Change/Update for ICAI Member](#))



- How Do I register my Face in DLH portal?

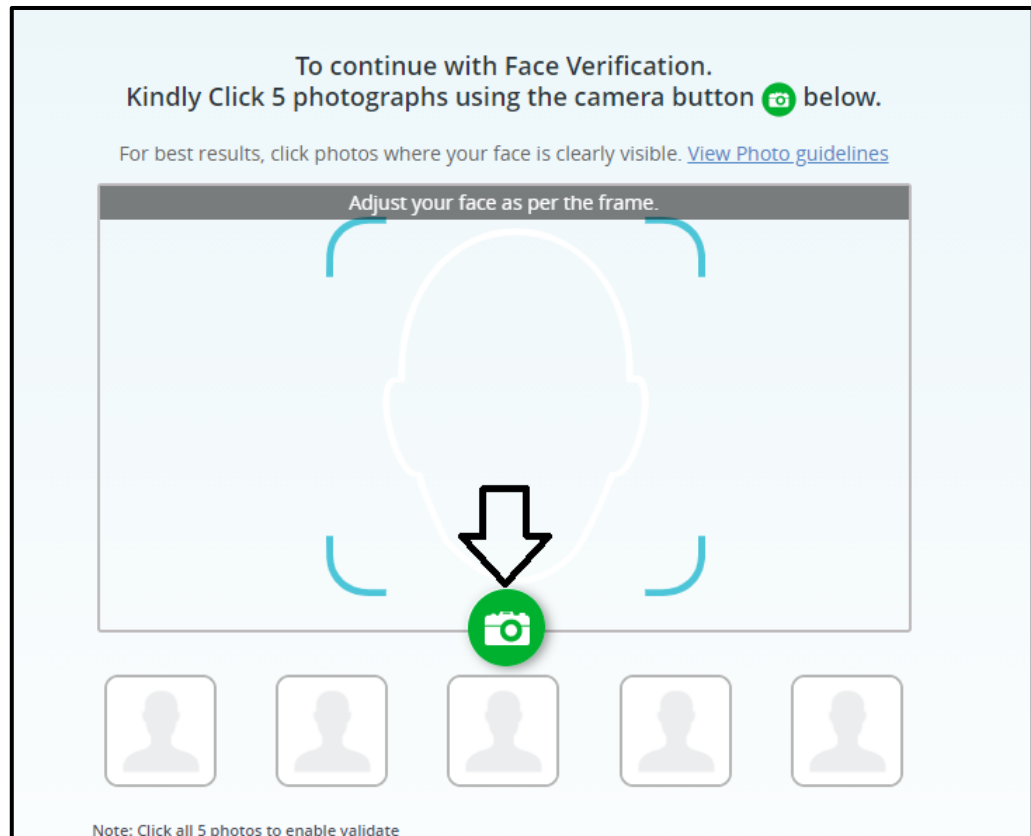
Step1: After Clicking Launch in “My products” of <https://learning.icai.org/iDH/icai/>, you will be directed to face registration page. You may kindly click on “Click Here”



Step 2: Capture Five images without any picture in the background by clicking on



” camera icon” and by following the guidelines specified in “View Guidelines” Note: Allow your webcam/camera access to capture your live facial images

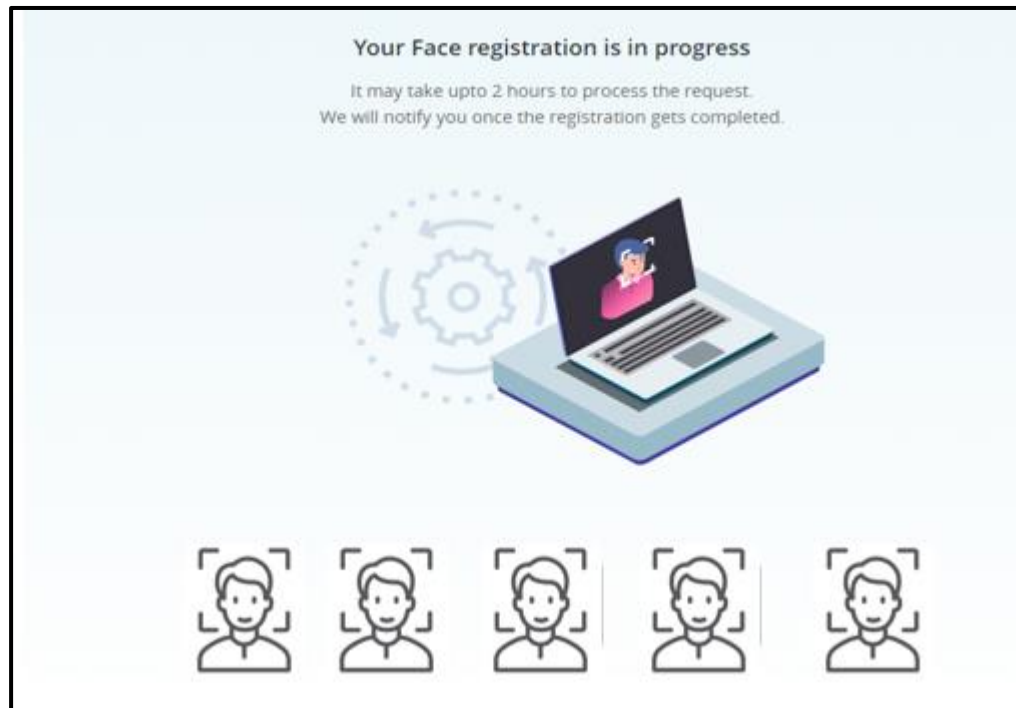


Step 3: After capturing five images click on check box and then click on “VALIDATE AND PROCEED”



Step 4: Please wait until the images are loaded

Step 5: Finally, you will be able to see the screen as given below Note : Once your Face registration is approved you will receive an E-mail , after 2-3 hours you can initiate face authentication



- **How long will it take for face registration approval?**
You face registration will be approved within 1 or 2 working days